



**WDAS ONLINE AUTUMN
WESTERN DRESSAGE CHAMPIONSHIP SHOW
WDAA RECOGNIZED # 24-229**

Date: 15 September - 31 October 2024 (time for entry and submitting video)

Place: Online

Judging period: 1/11 – 10/11 2024

Judge: Joann R. Williams, USA

Show Manager: Chris Pihlgren, WDAS

Entry fee: *WDAS member:* 350 **SEK**/entry, *Non member:* 400 **SEK**/entry.

Upon acceptance, you will receive an e-mail with your pre-filled class sign. This must be displayed at the start of your video

Entry Form: <https://forms.gle/gXZGjM2w69f8N4vr7>

Put your video on Youtube and send the link to show@westerndressage.se



Payment to WDAS via Paypal: show@westerndressage.se or QR

Swish number (Sweden only): 123 05 66 794

Bank Transfer: IBAN: SE17 8000 0821 4996 4128 5524

Swift-adress: SWEDSESS

Please state in the payment 'Autumn Show' and **your name**.

Prize ribbons will be sent to placing 1-6 in each class if any sponsored prizes.



Other: Violent riding / handling of horses or riding on horses that show lameness or signs of illness results in exclusion from the competition without refund. Riding horses under 3 years is not allowed. Competition of mares that are longer than 5 months pregnant or mares with suckling foals on the side is not allowed.

Tie (USEF 2024-WD127§3): Individual Classification. In all competitions the winner is the competitor having the highest total points. If ties are to be broken, the following process must be followed. Exception: AR226

1. The competitor with the highest scores for Collective Marks shall be declared the winner of the tie;
2. In the event a tie remains, the competitor with the highest Collective Mark scores by the judge sitting at C shall be declared the winner of the tie;
3. In the event a tie still remains, the competitor with the highest free walk score shall be declared the winner;
4. In the event there is a tie on the free walk, the competitor with the highest sum of scores with coefficients greater than one shall be declared the winner;
5. If a tie remains, the judge(s) must break the tie.



**WDAS ONLINE AUTUMN
WESTERN DRESSAGE CHAMPIONSHIP SHOW
WDAA RECOGNIZED # 24-229**

Classes:

1. Western Dressage **Intro Level Test 3** (40x20m arena or 60x20m arena)
2. Western Dressage **Intro Level Test 4** (40x20m arena or 60x20m arena)
3. Western Dressage **Basic Level Test 3** (40x20m arena or 60x20m arena)
4. Western Dressage **Basic Level Test 4** (40x20m arena or 60x20m arena)
5. Western Dressage **Level 1 Test 3** (60x20m arena)
6. Western Dressage **Level 1 Test 4** (60x20m arena)
7. Western Dressage **Level 2 Test 3** (60x20m arena)
8. Western Dressage **Level 2 Test 4** (60x20m arena)
9. Western Dressage **Level 3 Test 3** (60x20m arena)
10. Western Dressage **Level 3 Test 4** (60x20m arena)
11. Western Dressage **Level 4 Test 3** (60x20m arena)
12. Western Dressage **Level 4 Test 4** (60x20m arena)
13. Western Dressage **Level 5 Test 3** (60x20m arena)
14. Western Dressage **Level 5 Test 4** (60x20m arena)
15. WDAA Equitation Walk-Jog Pattern B (40x20m arena)
16. WDAA Equitation Intermediate Pattern B (40x20m arena)
17. WDAA Equitation Advanced Pattern B (60x20m arena)
18. WDAA Freestyle Test of Choice Introduction Level
19. WDAA Freestyle Test of Choice Basic Level
20. WDAA Freestyle Test of Choice Level 1
21. WDAA Freestyle Test of Choice Level 2
22. WDAA Freestyle Test of Choice Level 3
23. WDAA Freestyle Test of Choice Level 4
24. WDAA Freestyle Test of Choice Level 5

Western Dressage Online Show open for all riders and horses. Rules and equipment according to WDAA: <https://www.westerndressageassociation.org/western-dressage-rules-guidelines>

You will find all the test at: <https://westerndressage.se/tavling/wdaa-tester-program>



WDAS ONLINE AUTUMN WESTERN DRESSAGE CHAMPIONSHIP SHOW WDAA RECOGNIZED # 24-229

WDAA RECOGNIZED ONLINE SHOW GUIDELINES

To be recognized by WDAA, online shows must meet the same criteria for recognition as do live shows. <https://wdaalifetimepoints.org/show-recognition-information/>

Use arenas that are as near as possible to regulation size and be sure letters are set appropriately to be viewed by the judge. Cones with large letters on them and poles on the ground to delineate the corners are acceptable. For arena measurements please visit this link,

<https://www.westerndressageassociation.org/western-dressage-arena>

Videos of tests must be unedited from start to finish, including the equipment, attire, and bit check. They must be one continuous recording with the horse and rider visible at all times.

Videos must be filmed in LANDSCAPE orientation.

After entering the arena, prior to beginning the test, the pre filled-in sign must be hold up in front of the camera. Remove the sign just before beginning the ride. Please make sure that all information is clear and easy to read for the judge. The videographer can hold the sign then move back to behind the camera or hold the sign in front of the camera at arm's length while also holding the camera.

Keep the horse in frame, paying close attention to the near corners. You may zoom in slightly on the far corners. Videos must be in focus.

Make sure to keep the letters in the frame that are elements of the test being performed.

As soon as the test is finished, the camera must slowly circle the horse and rider showing all equipment and attire, including spurs and whip if used.

Following equipment check, the rider will dismount and drop the bit so it can be recorded.

NOTE: Hold the bridle so as not to obscure the curb strap or curb chain. Demonstrate that the curb strap or chain is flexible, ½ inch wide, and that two fingers can fit between the bosal or cavesson and the horse's cheek. Make sure the judge can see all parts of the bridle, including bit and reins, clearly.

The test must be videoed from C, where the judge would normally be seated.

The test may be called.

Coaching during the test is not allowed.

The natural background sound for the test must be audible. Tests with no sound at all will not be accepted.

Bridle or saddle pad numbers are not allowed.

Exceptional riders are exempt from the dropping the bit requirement in online shows.

Ridden tests may be submitted to ONLY ONE online show. A video of a test/ride from another competition that has already been judged must be eliminated. Any video suspected of having been filmed during another competition will not be scored.

No horse may be ridden more than once in any western dressage class with the same class number, including TOC classes.



**WDAS ONLINE AUTUMN
WESTERN DRESSAGE CHAMPIONSHIP SHOW
WDAA RECOGNIZED # 24-229**

Usefull links:

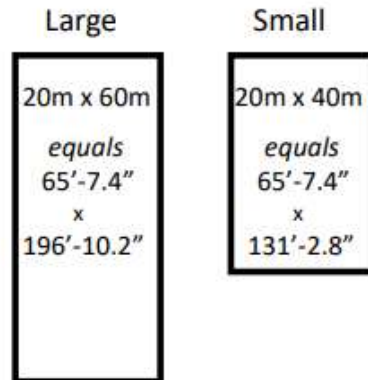
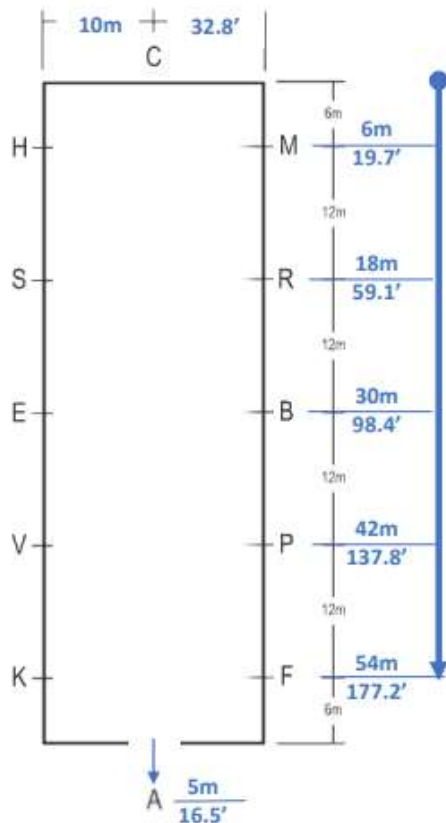
- [WDAA Attire and Equipment Guide – NEW 2024!](#)
- [Online Video Tips](#)
- [Gaited Horse Rules](#)
- [Online Show Guidelines for exhibitors](#)
- [Tests from above – help to ride to tests](#)



WDAS ONLINE AUTUMN WESTERN DRESSAGE CHAMPIONSHIP SHOW WDAA RECOGNIZED # 24-229

Arena Sizes

Be aware that some test call for a small arena and others for a large arena. Below are the dimensions needed for you to set up your arena at home.

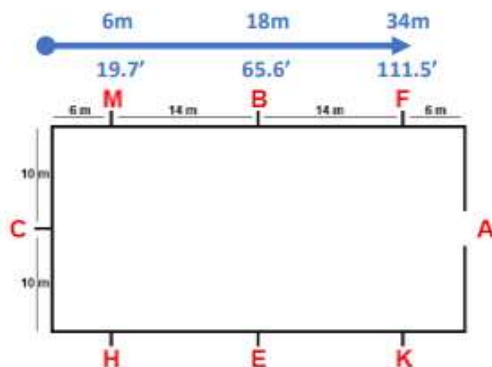


In the LARGE arena:

- Place a mark on the long rail at the following distances from the corner:
 - M: 6m = 19.7'
 - R: 18m = 59.1'
 - B: 30m = 98.4'
 - P: 42m = 137.8'
 - F: 54m = 177.2'
- Place your letters 2 feet from the rail as these marks
- Repeat on the other long side

In the SMALL arena:

- Place a mark on the long rail at the following distances from the corner:
 - M: 6m = 19.7'
 - B: 20m = 65.6'
 - F: 34m = 111.5'
- Place your letters 2 feet from the rail as these marks
- Repeat on the other long side
- C is 10m (or 32.8') in on the short side. Place that letter 2' from the rail as well.



Paint Alternative Competition Program (PAC)